

[www.taleemidunya.com](http://www.taleemidunya.com)

# SCHOOL SUPPLIES

## ESL WORKBOOK



For Free Educational Resources please visit: [www.taleemidunya.com](http://www.taleemidunya.com)

Name \_\_\_\_\_

Date \_\_\_\_\_

# SCHOOL SUPPLIES

Identify the pictures below. Use the word bank below to name each picture.



\_\_\_\_\_

.....


\_\_\_\_\_



\_\_\_\_\_

.....

\_\_\_\_\_



\_\_\_\_\_

.....

\_\_\_\_\_



\_\_\_\_\_

.....

\_\_\_\_\_

### Word Bank:

notebook	push pin	book	sharpener
----------	----------	------	-----------

Name \_\_\_\_\_

Date \_\_\_\_\_

# SCHOOL SUPPLIES

Identify the pictures below. Use the word bank below to name each picture.



\_\_\_\_\_

.....


\_\_\_\_\_



\_\_\_\_\_

.....

\_\_\_\_\_



\_\_\_\_\_

.....

\_\_\_\_\_



\_\_\_\_\_

.....

\_\_\_\_\_

## Word Bank:

crayons	scissors	pencil	eraser
---------	----------	--------	--------

Name \_\_\_\_\_

Date \_\_\_\_\_

# SCHOOL SUPPLIES

Identify the pictures below. Use the word bank below to name each picture.



\_\_\_\_\_

.....

\_\_\_\_\_



\_\_\_\_\_

.....


\_\_\_\_\_



\_\_\_\_\_

.....

\_\_\_\_\_



\_\_\_\_\_

.....

\_\_\_\_\_

## Word Bank:

ruler	bag	palette	glue
-------	-----	---------	------

Name \_\_\_\_\_

Date \_\_\_\_\_

# SCHOOL SUPPLIES


Identify the pictures below. Use the word bank below to name each picture.



\_\_\_\_\_

.....

\_\_\_\_\_



\_\_\_\_\_

.....

\_\_\_\_\_



\_\_\_\_\_

.....

\_\_\_\_\_



\_\_\_\_\_

.....

\_\_\_\_\_

## Word Bank:

calculator	globe	highlighter	paintbrush
------------	-------	-------------	------------

Name \_\_\_\_\_

Date \_\_\_\_\_

# SENTENCE WRITING

Look at the picture below. Write a sentence that tells about the picture.



---

---

---

---

---

---

---

---

---

---

Name \_\_\_\_\_

Date \_\_\_\_\_

# SENTENCE WRITING

Look at the picture below. Write a sentence that tells about the picture.



---

---

---

---

---

---

---

---

---

---

---

---

---

---

---

---

Name \_\_\_\_\_

Date \_\_\_\_\_

# SENTENCE WRITING

Look at the picture below. Write a sentence that tells about the picture.



---

---

---

---

---

---

---

---

---

---

---

---

---

---

---



Name \_\_\_\_\_

Date \_\_\_\_\_

# SENTENCE WRITING

Look at the picture below. Write a sentence that tells about the picture.



---

---

---

---

---

---

---

---

---


---

Name \_\_\_\_\_

Date \_\_\_\_\_

# SENTENCE WRITING

Look at the picture below. Write a sentence that tells about the picture.



---

---

---

---

---

---

---

---

---

---

Name \_\_\_\_\_

Date \_\_\_\_\_

# SENTENCE WRITING

Look at the picture below. Write a sentence that tells about the picture.



---

---

---

---

---

---

---

---

---

---

---


---

Name \_\_\_\_\_

Date \_\_\_\_\_

# SENTENCE WRITING

Look at the picture below. Write a sentence that tells about the picture.



---

---

---

---

---

---

---

---

---

---

Name \_\_\_\_\_

Date \_\_\_\_\_

# MY SCHOOL SUPPLIES

What are the school supplies you have in your bag?

Handwriting practice lines consisting of solid top and bottom lines with a dotted midline. There are 10 sets of these lines for writing the answer.



Name \_\_\_\_\_ Date \_\_\_\_\_

# MY FAVORITE BOOK

What is your favorite book? What is it about?


Handwriting practice lines consisting of solid top and bottom lines with a dotted midline, repeated 10 times for writing the answer.







Name \_\_\_\_\_

Date \_\_\_\_\_

# COUNTING SCHOOL SUPPLIES



Find and count the following items.



Name \_\_\_\_\_

Date \_\_\_\_\_

# COUNTING SCHOOL SUPPLIES



Find and count the following items.






Name \_\_\_\_\_

Date \_\_\_\_\_

# GRAPHING ACTIVITY

Find and graph the items listed. Then answer the questions below.



10				
9				
8				
7				
6				
5				
4				
3				
2				
1				

How many of each?



Which item did you find the most of? \_\_\_\_\_

Which item did you find the least of? \_\_\_\_\_




Name \_\_\_\_\_

Date \_\_\_\_\_

# GRAPHING ACTIVITY

Find and graph the items listed. Then answer the questions below.



10				
9				
8				
7				
6				
5				
4				
3				
2				
1				



How many of each?



Which item did you find the most of? \_\_\_\_\_



Which item did you find the least of? \_\_\_\_\_

Name \_\_\_\_\_

Date \_\_\_\_\_

# FINISH THE PATTERN

Look at the patterns below. Cut out the images at the bottom. Paste the image that comes next in each pattern.








Name \_\_\_\_\_

Date \_\_\_\_\_

# FINISH THE PATTERN

Look at the patterns below. Cut out the images at the bottom. Paste the image that comes next in each pattern.








Name \_\_\_\_\_

Date \_\_\_\_\_

# FINISH THE PATTERN

Look at the patterns below. Cut out the images at the bottom. Paste the image that comes next in each pattern.



Name \_\_\_\_\_

Date \_\_\_\_\_

# COLORING ACTIVITY

Color the picture below.



Name \_\_\_\_\_

Date \_\_\_\_\_

# COLORING ACTIVITY

Color the picture below.



Name \_\_\_\_\_

Date \_\_\_\_\_

# COLORING ACTIVITY

Color the picture below.






Name \_\_\_\_\_

Date \_\_\_\_\_

# COLORING ACTIVITY

Color the picture below.



Name \_\_\_\_\_

Date \_\_\_\_\_

# COLORING ACTIVITY

Color the picture below.



Name \_\_\_\_\_

Date \_\_\_\_\_

# COLORING ACTIVITY

Color the picture below.

